

Paradyn Parallel Performance Tools

InstructionAPI Programmer's Guide

13.0 Release
February 2024

Computer Sciences Department
University of Wisconsin–Madison
Madison, WI 53706

Computer Science Department
University of Maryland
College Park, MD 20742

Email dyninst-api@cs.wisc.edu
Web <https://github.com/dyninst/dyninst>



Contents

1	Introduction	2
2	InstructionAPI Modules and Abstractions	2
2.1	Instruction Interface	2
2.2	Instruction Decoding	4
2.3	InstructionAST Hierarchy	4
3	InstructionAPI Class Reference	7
3.1	Instruction Class	7
3.2	Operation Class	11
3.3	Operand Class	13
3.4	InstructionAST Class	15
3.5	Expression Class	16
3.6	Visitor Paradigm	19
3.7	Result Class	21
3.8	RegisterAST Class	22
3.9	Immediate Class	24
3.10	BinaryFunction Class	24
3.11	Dereference Class	25
3.12	InstructionDecoder Class	27

1 Introduction

When analyzing and modifying binary code, it is necessary to translate between raw binary instructions and an abstract form that describes the semantics of the instructions. As a part of the Dyninst project, we have developed the Instruction API, an API and library for decoding and representing machine instructions in a platform-independent manner. The Instruction API includes methods for decoding machine language, convenient abstractions for its analysis, and methods to produce disassembly from those abstractions. The current implementation supports the x86, x86-64, ARMv8-64, PowerPC-32, and PowerPC-64 instruction sets. The Instruction API has the following basic capabilities:

- **Decoding:** interpreting a sequence of bytes as a machine instruction in a given machine language.
- **Abstract representation:** representing the behavior of that instruction as an abstract syntax tree.
- **Disassembly:** translating an abstract representation of a machine instruction into a string representation of the corresponding assembly language instruction.

Our goal in designing the Instruction API is to provide a representation of machine instructions that can be manipulated by higher-level algorithms with minimal knowledge of platform-specific details. In addition, users who need platform-specific information should be able to access it. To do so, we provide an interface that disassembles a machine instruction, extracts an operation and its operands, converts the operands to abstract syntax trees, and presents this to the user. A user of the Instruction API can work at a level of abstraction slightly higher than assembly language, rather than working directly with machine language. Additionally, by converting the operands to abstract syntax trees, we make it possible to analyze the operands in a uniform manner, regardless of the complexity involved in the operand's actual computation.

2 InstructionAPI Modules and Abstractions

The Instruction API contains three major components: the top-level instruction representation, the abstract syntax trees representing the operands of an instruction, and the decoder that creates the entire representation. We will present an overview of the features and uses of each of these three components, followed by an example of how the Instruction API can be applied to binary analysis.

2.1 Instruction Interface

The Instruction API represents a machine language instruction as an `Instruction` object, which contains an `Operation` and a collection of `Operands`. The `Operation` contains the following items:

- The mnemonic for the machine language instruction represented by its associated `Instruction`

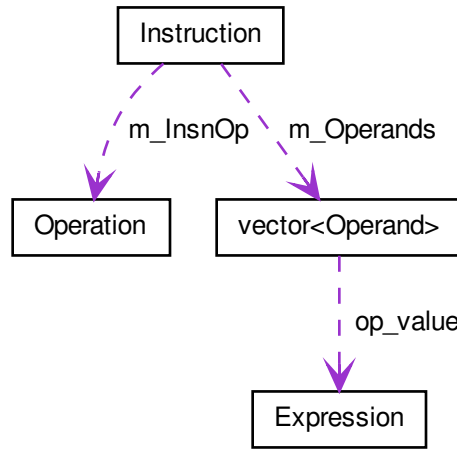


Figure 1: An Instruction and the objects it owns

- The number of operands accepted by the Operation
- Which Operands are read and/or written by the associated machine operation
- What other registers (if any) are affected by the underlying machine operation

Each Operand contains flags to indicate whether it is read, written, or both by the machine instruction represented by its parent Instruction, and contains a Expression abstract syntax tree representing the operations required to compute the value of the operand. Figure 1 depicts these ownership relationships within an Instruction.

Instruction objects provide two types of interfaces: direct read access to their components, and common summary operations on those components. The first interface allows access to the Operation and Operand data members, and each Operand object in turn allows traversal of its abstract syntax tree. More details about how to work with this abstract syntax tree can be found in Section 2.3. This interface would be used, for example, in a data flow analysis where a user wants to evaluate the results of an effective address computation given a known register state.

The second interface allows a user to get the sets of registers read and written by the instruction, information about how the instruction accesses memory, and information about how the instruction affects control flow, without having to manipulate the Operands directly. For instance, a user could implement a register liveness analysis algorithm using just this second interface (namely the `getReadSet` and `getWriteSet` functions).




Figure 2: The InstructionDecoder’s inputs and outputs

2.2 Instruction Decoding

An InstructionDecoder interprets a sequence of bytes according to a given machine language and transforms them into an instruction representation. It determines the opcode of the machine instruction, translates that opcode to an Operation object, uses that Operation to determine how to decode the instruction’s Operands, and produces a decoded Instruction.

Instruction decoders are built from the following elements:

- A function to find and extract an opcode given a pointer into a buffer that points to the beginning of a machine instruction
- A table that, for a particular architecture, maps opcodes to Operations and functions that decode Operands

From these elements, it is possible to generalize the construction of Instructions from Operations and Operands to an entirely platform-independent algorithm. Likewise, much of the construction of the ASTs representing each operand can be performed in a platform-independent manner.

2.3 InstructionAST Hierarchy

The AST representation of an operand encapsulates the operations performed on registers and immediates to produce an operand for the machine language instruction.

The inheritance hierarchy of the AST classes is shown in Figure 3.

The grammar for these AST representations is simple: all leaves must be RegisterAST or Immediate nodes. These nodes may be combined using a BinaryFunction node, which may be constructed as either an addition or a multiplication. Also, a single node may descend from a Dereference node, which treats its child as a memory address. Figure 4 shows the allowable parent/child relationships within a given tree, and Figure 5 shows how an example IA32 instruction is represented using these objects.

These ASTs may be searched for leaf elements or subtrees (via `getUses` and `isUsed`) and traversed breadth-first or depth-first (via `getChildren`).

Any node in these ASTs may be evaluated. Evaluation attempts to determine the value represented by a node. If successful, it will return that value and cache it in the node. The tree structure, combined with the evaluation mechanism, allows the substitution of known register and memory values into an operand,

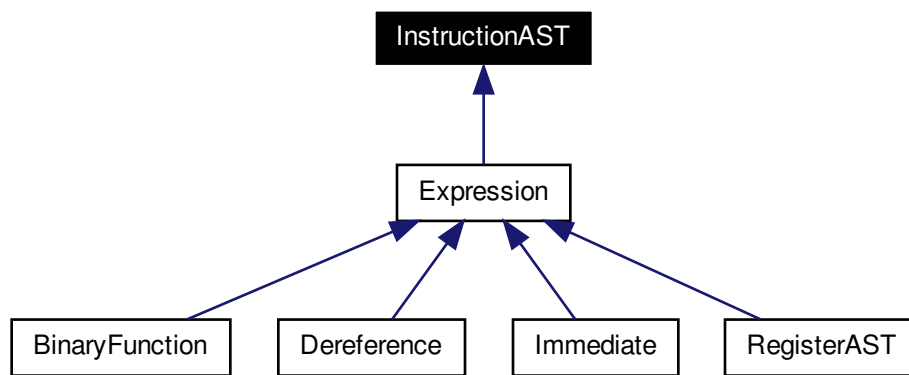


Figure 3: The InstructionAST inheritance hierarchy

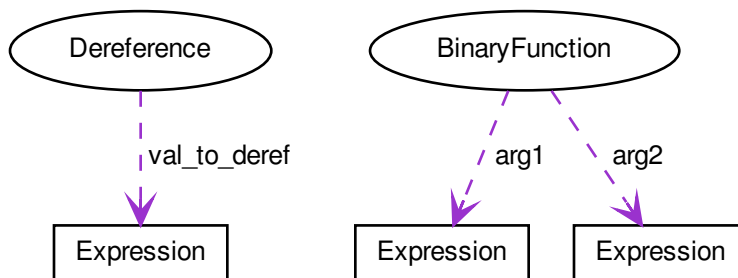


Figure 4: InstructionAST intermediate node types and the objects they own

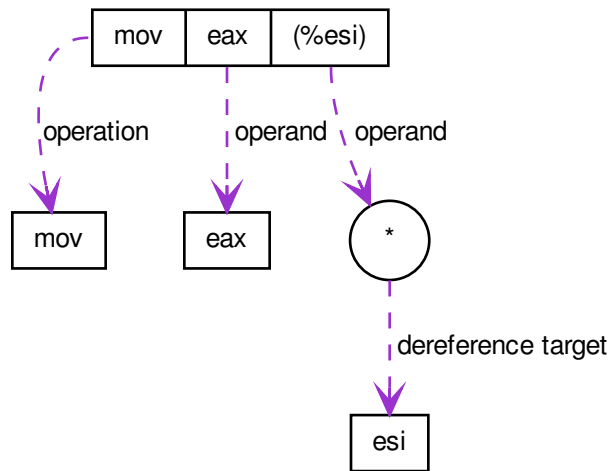


Figure 5: The decomposition of `mov %eax, (%esi)`

regardless of whether those values are known at the time an instruction is decoded. More details on this mechanism may be found in Section 3.5.

3 InstructionAPI Class Reference

3.1 Instruction Class

The `Instruction` class is a generic instruction representation that contains operands, read/write semantic information about those operands, and information about what other registers and memory locations are affected by the operation the instruction performs.

The purpose of an `Instruction` object is to join an `Operation` with a sequence of `Operands`, and provide an interface for some common summary analyses (namely, the read/write sets, memory access information, and control flow information).

The `Operation` contains knowledge about its mnemonic and sufficient semantic details to answer the following questions:

- What Operands are read/written?
- What registers are implicitly read/written?
- What memory locations are implicitly read/written?
- What are the possible control flow successors of this instruction?

Each `Operand` is an AST built from `RegisterAST` and `Immediate` leaves. For each `Operand`, you may determine:

- Registers read
- Registers written
- Whether memory is read or written
- Which memory addresses are read or written, given the state of all relevant registers

Instructions should be constructed from an `unsigned char*` pointing to machine language, using the `InstructionDecoder` class. See `InstructionDecoder` for more details.

```
Instruction (Operation::Ptr what,  
            size_t size,  
            const unsigned char * raw,  
            Dyninst::Architecture arch)
```

`what` is the opcode of the instruction, `size` contains the number of bytes occupied by the corresponding machine instruction, and `raw` contains a pointer to the buffer from which this `Instruction` object was decoded. The architecture is specified by `arch`, and may be an element from the following set: `{Arch_x86, Arch_x86_64, Arch_ppc32, Arch_ppc64}` (as defined in `dyn_regs.h`).

Construct an `Instruction` from an `Operation` and a collection of `Expressions`. This method is not intended to be used except by the `InstructionDecoder` class, which serves as a factory class for producing `Instruction` objects.

While an `Instruction` object may be built “by hand” if desired, using the decoding interface ensures that the operation and operands are a sensible combination, and that the size reported is based on the actual size of a legal encoding of the machine instruction represented.

```
const Operation & getOperation() const
```

Returns the `Operation` used by the `Instruction`. See Section 3.2 for details of the `Operation` interface.

```
void getOperands(std::vector<Operand> & operands) const
```

The vector `operands` has the instruction's operands appended to it in the same order that they were decoded.

```
Operand getOperand(int index) const
```

The `getOperand` method returns the operand at position `index`, or an empty operand if `index` does not correspond to a valid operand in this instruction.

```
unsigned char rawByte(unsigned int index) const
```

Returns the index^{th} byte in the instruction.

```
size_t size() const
```

Returns the size of the corresponding machine instruction, in bytes.

```
const void * ptr() const
```

Returns a pointer to the raw byte representation of the corresponding machine instruction.

```
void getWriteSet(std::set<RegisterAST::Ptr> & regsWritten) const
```

Insert the set of registers written by the instruction into `regsWritten`. The list of registers returned in `regsWritten` includes registers that are explicitly written as destination operands (like the destination of a move). It also includes registers that are implicitly written (like the stack pointer in a push or pop instruction). It does not include any registers used only in computing the effective address of a write. `pop *eax`, for example, writes to `esp`, reads `esp`, and reads `eax`, but despite the fact that `*eax` is the destination operand, `eax` is not itself written.

For both the write set and the read set (below), it is possible to determine whether a register is accessed implicitly or explicitly by examining the Operands. An explicitly accessed register appears as an operand that is written or read; also, any registers used in any address calculations are explicitly read. Any element of the write set or read set that is not explicitly written or read is implicitly written or read.

```
void getReadSet(std::set<RegisterAST::Ptr> & regsRead) const
```

Insert the set of registers read by the instruction into `regsRead`.

If an operand is used to compute an effective address, the registers involved are read but not written, regardless of the effect on the operand.

```
bool isRead(Expression::Ptr candidate) const
```

`candidate` is the subexpression to search for among the values read by this `Instruction` object.

Returns `true` if `candidate` is read by this `Instruction`.

```
bool isWritten(Expression::Ptr candidate) const
```

`candidate` is the subexpression to search for among the values written by this `Instruction` object.

Returns `true` if `candidate` is written by this `Instruction`.

```
bool readsMemory() const
```

Returns `true` if the instruction reads at least one memory address as data.

If any operand containing a `Dereference` object is read, the instruction reads the memory at that address. Also, on platforms where a stack pop is guaranteed to read memory, `readsMemory` will return `true` for a pop instruction.

```
bool writesMemory() const
```

Returns `true` if the instruction writes at least one memory address as data.

If any operand containing a `Dereference` object is write, the instruction writes the memory at that address. Also, on platforms where a stack push is guaranteed to write memory, `writesMemory` will return `true` for a push instruction.

```
void getMemoryReadOperands(std::set<Expression::Ptr> & memAccessors) const
```

Addresses read by this instruction are inserted into `memAccessors`.

The addresses read are in the form of `Expressions`, which may be evaluated once all of the registers that they use have had their values set. Note that this method returns ASTs representing address computations, and not address accesses. For instance, an instruction accessing memory through a register dereference would return an `Expression` tree containing just the register that determines the address being accessed, not a tree representing a dereference of that register. Also note that the type of this `Expression` is the type of an effective address (generally a word or double word), not the type of the memory being accessed. For the memory being accessed, use `getOperands` directly.

```
void getMemoryWriteOperands(std::set<Expression::Ptr> & memAccessors) const
```

Addresses written by this instruction are inserted into `memAccessors`.

The addresses written are in the same form as those returned by `getMemoryReadOperands` above.

```
Expression::Ptr getControlFlowTarget() const
```

When called on an explicitly control-flow altering instruction, returns the non-fallthrough control flow destination. When called on any other instruction, returns `NULL`.

For direct absolute branch instructions, `getControlFlowTarget` will return an immediate value. For direct relative branch instructions, `getControlFlowTarget` will return the expression `PC + offset`. In the case of indirect branches and calls, it returns a dereference of a register (or possibly a dereference of a more complicated expression). In this case, data flow analysis will often allow the determination of the possible targets of the instruction. We do not do analysis beyond the single-instruction level in the Instruction API; if other code performs this type of analysis, it may update the information in the Dereference object using the `setValue` method in the `Expression` interface. More details about this may be found in Section 3.5 and Section 3.11.

Returns an `Expression` evaluating to the non-fallthrough control targets, if any, of this instruction.

```
bool allowsFallThrough() const
```

Returns `false` if control flow will unconditionally go to the result of `getControlFlowTarget` after executing this instruction.

```
std::string format(Address addr = 0)
```

Returns the instruction as a string of assembly language. If `addr` is specified, the value of the program counter as used by the instruction (e.g., a branch) is set to `addr`.

```
bool isValid() const
```

Returns `true` if this `Instruction` object is valid. Invalid instructions indicate that an `InstructionDecoder` has reached the end of its assigned range, and that decoding should terminate.

```
bool isLegalInsn() const
```

Returns `true` if this `Instruction` object represents a legal instruction, as specified by the architecture used to decode this instruction.

```
Architecture getArch() const
```

Returns the architecture containing the instruction. As above, this will be an element from the set `{Arch_x86, Arch_x86_64, Arch_ppc32, Arch_ppc64}`.

```
InsnCategory getCategory() const
```

Currently, the valid categories are `c_CallInsn`, `c_ReturnInsn`, `c_BranchInsn`, `c_CompareInsn`, `c_PrefetchInsn`, `c_SysEnterInsn`, `c_SyscallInsn`, `c_VectorInsn`, and `c_NoCategory`, as defined in `InstructionCategories.h`.

```
struct CFT {
    Expression::Ptr target;
    bool isCall;
    bool isIndirect;
    bool isConditional;
    bool isFallthrough;
}

typedef ... cftConstIter;
cftConstIter cft_begin() const;
cftConstIter cft_end() const;
```

On certain platforms (e.g., PowerPC with conditional call/return instructions) the `getControlFlowTarget` function is insufficient to represent the successors of an instruction. The `cft_begin` and `cft_end` functions return iterators into a list of all control flow target expressions as represented by a list of CFT structures. In most cases, `getControlFlowTarget` suffices.

3.2 Operation Class

An `Operation` object represents a family of opcodes (operation encodings) that perform the same task (e.g. the `MOV` family). It includes information about the number of operands, their read/write semantics, the implicit register reads and writes, and the control flow behavior of a particular assembly language operation. It additionally provides access to the assembly mnemonic, which allows any semantic details that are not encoded in the `Instruction` representation to be added by higher layers of analysis.

As an example, the `CMP` operation on IA32/AMD64 processors has the following properties:

- Operand 1 is read, but not written
- Operand 2 is read, but not written
- The following flags are written:
 - Overflow
 - Sign
 - Zero
 - Parity
 - Carry
 - Auxiliary
- No other registers are read, and no implicit memory operations are performed

Operations are constructed by the `InstructionDecoder` as part of the process of constructing an `Instruction`.

```
const Operation::registerSet & implicitReads () const
```

Returns the set of registers implicitly read (i.e. those not included in the operands, but read anyway).

```
const Operation::registerSet & implicitWrites () const
```

Returns the set of registers implicitly written (i.e. those not included in the operands, but written anyway).

```
std::string format() const
```

Returns the mnemonic for the operation. Like `instruction::format`, this is exposed for debugging and will be replaced with stream operators in the public interface.

```
entryID getID() const
```

Returns the entry ID corresponding to this operation. Entry IDs are enumerated values that correspond to assembly mnemonics.

```
prefixEntryID getPrefixID() const
```

Returns the prefix entry ID corresponding to this operation, if any. Prefix IDs are enumerated values that correspond to assembly prefix mnemonics.

```
bool isRead(Expression::Ptr candidate) const
```

Returns `true` if the expression represented by `candidate` is read implicitly.

```
bool isWritten(Expression::Ptr candidate) const
```

Returns `true` if the expression represented by `candidate` is written implicitly.

```
const Operation::VCSet & getImplicitMemReads() const
```

Returns the set of memory locations implicitly read.

```
const Operation::VCSet & getImplicitMemWrites() const
```

Returns the set of memory locations implicitly write.

3.3 Operand Class

An Operand object contains an AST built from RegisterAST and Immediate leaves, and information about whether the Operand is read, written, or both. This allows us to determine which of the registers that appear in the Operand are read and which are written, as well as whether any memory accesses are reads, writes, or both. An Operand, given full knowledge of the values of the leaves of the AST, and knowledge of the logic associated with the tree's internal nodes, can determine the result of any computations that are encoded in it. It will rarely be the case that an Instruction is built with its Operands' state fully specified. This mechanism is instead intended to allow a user to fill in knowledge about the state of the processor at the time the Instruction is executed.

```
Operand(Expression::Ptr val, bool read, bool written)
```

Create an operand from an `Expression` and flags describing whether the `ValueComputation` is read, written, or both.

`val` is a reference-counted pointer to the `Expression` that will be contained in the `Operand` being constructed. `read` is true if this operand is read. `written` is true if this operand is written.

```
void getReadSet(std::set<RegisterAST::Ptr> & regsRead) const
```

Get the registers read by this operand. The registers read are inserted into `regsRead`.

```
void getWriteSet(std::set<RegisterAST::Ptr> & regsWritten) const
```

Get the registers written by this operand. The registers written are inserted into `regsWritten`.

`bool isRead() const`

Returns `true` if this operand is read.

`bool isWritten() const`

Returns `true` if this operand is written.

`bool isRead(Expression::Ptr candidate) const`

Returns `true` if `candidate` is read by this operand.

`bool isWritten(Expression::Ptr candidate) const`

Returns `true` if `candidate` is written to by this operand.

`bool readsMemory() const`

Returns `true` if this operand reads memory.

`bool writesMemory() const`

Returns `true` if this operand writes memory.

`void addEffectiveReadAddresses(std::set<Expression::Ptr> & memAccessors) const`

If `Operand` is a memory read operand, insert the `ExpressionPtr` representing the address being read into `memAccessors`.

`void addEffectiveWriteAddresses(std::set<Expression::Ptr> & memAccessors) const`

If `Operand` is a memory write operand, insert the `ExpressionPtr` representing the address being written into `memAccessors`.

`std::string format(Architecture arch, Address addr = 0) const`

Return a printable string representation of the operand. The `arch` parameter must be supplied, as operands do not record their architectures. The optional `addr` parameter specifies the value of the program counter.

`Expression::Ptr getValue() const`

The `getValue` method returns an `ExpressionPtr` to the AST contained by the operand.

3.4 InstructionAST Class

The `InstructionAST` class is the base class for all nodes in the ASTs used by the `Operand` class. It defines the necessary interfaces for traversing and searching an abstract syntax tree representing an operand. For the purposes of searching an `InstructionAST`, we provide two related interfaces. The first, `getUses`, will return the registers that appear in a given tree. The second, `isUsed`, will take as input another tree and return true if that tree is a (not necessarily proper) subtree of this one. `isUsed` requires us to define an equality relation on these abstract syntax trees, and the equality operator is provided by the `InstructionAST`, with the details implemented by the classes derived from `InstructionAST`. Two AST nodes are equal if the following conditions hold:

- They are of the same type
- If leaf nodes, they represent the same immediate value or the same register
- If non-leaf nodes, they represent the same operation and their corresponding children are equal

```
typedef boost::shared_ptr<InstructionAST> Ptr
```

A type definition for a reference-counted pointer to an `InstructionAST`.

```
bool operator==(const InstructionAST &rhs) const
```

Compare two AST nodes for equality.

Non-leaf nodes are equal if they are of the same type and their children are equal. `RegisterAST`s are equal if they represent the same register. `Immediates` are equal if they represent the same value. Note that it is not safe to compare two `InstructionAST::Ptr` variables, as those are pointers. Instead, test the underlying `InstructionAST` objects.

```
virtual void getChildren(vector<InstructionAPI::Ptr> & children) const
```

Children of this node are appended to the vector `children`.

```
virtual void getUses(set<InstructionAPI::Ptr> & uses)
```

The use set of an `InstructionAST` is defined as follows:

- A `RegisterAST` uses itself
- A `BinaryFunction` uses the use sets of its children
- A `Immediate` uses nothing
- A `Dereference` uses the use set of its child

The use set of this node is appended to the vector `uses`.


```
virtual bool isUsed(InstructionAPI::Ptr findMe) const
```

Unlike `getUses`, `isUsed` looks for `findMe` as a subtree of the current tree. `getUses` is designed to return a minimal set of registers used in this tree, whereas `isUsed` is designed to allow searches for arbitrary subexpressions. `findMe` is the AST node to find in the use set of this node.

Returns `true` if `findMe` is used by this AST node.

```
virtual std::string format(formatStyle how == defaultStyle) const
```

The `format` interface returns the contents of an `InstructionAPI` object as a string. By default, `format` produces assembly language.

3.5 Expression Class

An `Expression` is an AST representation of how the value of an operand is computed.

The `Expression` class extends the `InstructionAST` class by adding the concept of evaluation to the nodes of an `InstructionAST`. Evaluation attempts to determine the `Result` of the computation that the AST being evaluated represents. It will fill in results of as many of the nodes in the tree as possible, and if full evaluation is possible, it will return the result of the computation performed by the tree.

Permissible leaf nodes of an `Expression` tree are `RegisterAST` and `Immediate` objects. Permissible internal nodes are `BinaryFunction` and `Dereference` objects. An `Expression` may represent an immediate value, the contents of a register, or the contents of memory at a given address, interpreted as a particular type.

The `Results` in an `Expression` tree contain a type and a value. Their values may be an undefined value or an instance of their associated type. When two `Results` are combined using a `BinaryFunction`, the `BinaryFunction` specifies the output type. Sign extension, type promotion, truncation, and all other necessary conversions are handled automatically based on the input types and the output type. If both of the `Results` that are combined have defined values, the combination will also have a defined value; otherwise, the combination's value will be undefined. For more information, see Section 3.7, Section 3.10, and Section 3.11.

A user may specify the result of evaluating a given `Expression`. This mechanism is designed to allow the user to provide a `Dereference` or `RegisterAST` with information about the state of memory or registers. It may additionally be used to change the value of an `Immediate` or to specify the result of a `BinaryFunction`. This mechanism may be used to support other advanced analyses.

In order to make it more convenient to specify the results of particular subexpressions, the `bind` method is provided. `bind` allows the user to specify that a given subexpression has a particular value everywhere that it appears in an expression. For example, if the state of certain registers is known at the time an instruction is executed, a user can `bind` those registers to their known values throughout an `Expression`.

The evaluation mechanism, as mentioned above, will evaluate as many sub-expressions of an expression as possible. Any operand that is more complicated than a single immediate value, however, will depend on register or memory values. The `Results` of evaluating each subexpression are cached automatically using the `setValue` mechanism. The `Expression` then attempts to determine its `Result` based on the `Results` of its children. If this `Result` can be determined (most likely because register contents have been filled in via

`setValue` or `bind`), it will be returned from `eval`; if it can not be determined, a `Result` with an undefined value will be returned. See Figure 6 for an illustration of this concept; the operand represented is `[EBX + 4 * EAX]`. The contents of `EBX` and `EAX` have been determined through some outside mechanism, and have been defined with `setValue`. The `eval` mechanism proceeds to determine the address being read by the `Dereference`, since this information can be determined given the contents of the registers. This address is available from the `Dereference` through its child in the tree, even though calling `eval` on the `Dereference` returns a `Result` with an undefined value.

```
typedef boost::shared_ptr<Expression> Ptr
```

A type definition for a reference-counted pointer to an `Expression`.

```
const Result & eval() const
```

If the `Expression` can be evaluated, returns a `Result` containing its value. Otherwise returns an undefined `Result`.

```
const setValue(const Result & knownValue)
```

Sets the result of `eval` for this `Expression` to `knownValue`.

```
void clearValue()
```

`clearValue` sets the contents of this `Expression` to undefined. The next time `eval` is called, it will recalculate the value of the `Expression`.

```
int size() const
```

`size` returns the size of this `Expression`'s `Result`, in bytes.

```
bool bind(Expression * expr, const Result & value)
```

`bind` searches for all instances of the `Expression` `expr` within this `Expression`, and sets the result of `eval` for those subexpressions to `value`. `bind` returns `true` if at least one instance of `expr` was found in this `Expression`.

`bind` does not operate on subexpressions that happen to evaluate to the same value. For example, if a dereference of `0xDEADBEEF` is bound to 0, and a register is bound to `0xDEADBEEF`, a dereference of that register is not bound to 0.

```
virtual void apply(Visitor *)
```

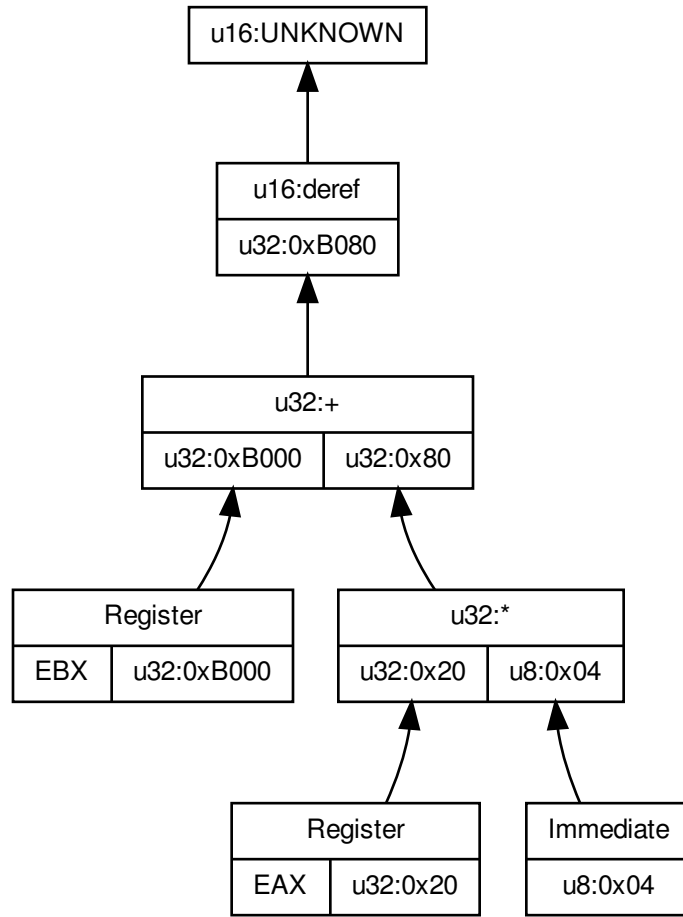


Figure 6: Applying `eval` to a Dereference tree with two registers having user-provided values.

`apply` applies a `Visitor` to this `Expression`. Visitors perform postfix-order traversal of the ASTs represented by an `Expression`, with user-defined actions performed at each node of the tree. We present a thorough discussion with examples in Section 3.6.

```
virtual void getChildren(std::vector<Expression::Ptr> & children) const
```

`getChildren` may be called on an `Expression` taking a vector of `ExpressionPtrs`, rather than `InstructionASTPtrs`. All children which are `Expressions` will be appended to `children`.

3.6 Visitor Paradigm

An alternative to the `bind/eval` mechanism is to use a *visitor*¹ over an expression tree. The visitor concept applies a user-specified visitor class to all nodes in an expression tree (in a post-order traversal). The visitor paradigm can be used as a more efficient replacement for `bind/eval`, to identify whether an expression has a desired pattern, or to locate children of an expression tree.

A visitor is a user-defined class that inherits from the `Visitor` class defined in `Visitor.h`. That class is repeated here for reference:

```
class Visitor {
public:
    Visitor() {}
    virtual ~Visitor() {}
    virtual void visit(BinaryFunction* b) = 0;
    virtual void visit(Immediate* i) = 0;
    virtual void visit(RegisterAST* r) = 0;
    virtual void visit(Dereference* d) = 0;
};
```

A user provides implementations of the four `visit` methods. When applied to an `Expression` (via the `Expression::apply` method) the `InstructionAPI` will perform a post-order traversal of the tree, calling the appropriate `visit` method at each node.

As a simple example, the following code prints out the name of each register used in an `Expression`:

```
#include "Instruction.h"
#include "Operand.h"
#include "Expression.h"
#include "Register.h"
#include "Visitor.h"
#include <iostream>

using namespace std;
using namespace Dyninst;
using namespace InstructionAPI;
```

¹From *Elements of Reusable Object-Oriented Software* by Gamma, Helm, Johnson, and Vlissides

```

class PrintVisitor : public Visitor {
public:
    PrintVisitor() {};
    ~PrintVisitor() {};
    virtual void visit(BinaryFunction* b) {};
    virtual void visit(Immediate* i) {};
    virtual void visit(RegisterAST* r) {
        cout << "\tVisiting register " << r->getID().name() << endl;
    }
    virtual void visit(Dereference* d) {};
};

void printRegisters(Instruction::Ptr insn) {
    PrintVisitor pv;
    std::vector<Operand> operands;
    insn->getOperands(operands);
    // c++11x allows auto to determine the type of a variable;
    // if not using c++11x, use 'std::vector<Operand>::iterator' instead.
    // For gcc, use the -std=c++0x argument.
    for (auto iter = operands.begin(); iter != operands.end(); ++iter) {
        cout << "Registers used for operand" << endl;
        (*iter).getValue()->apply(&pv);
    }
}

```

Visitors may also set and use internal state. For example, the following visitor (presented without surrounding use code) matches x86 and x86-64 instructions that add 0 to a register (effectively a noop).

```

class nopVisitor : public Visitor
{
public:
    nopVisitor() : foundReg(false), foundImm(false), foundBin(false), isNop(true) {}
    virtual ~nopVisitor() {}

    bool foundReg;
    bool foundImm;
    bool foundBin;
    bool isNop;

    virtual void visit(BinaryFunction*)
    {
        if (foundBin) isNop = false;
        if (!foundImm) isNop = false;
        if (!foundReg) isNop = false;
        foundBin = true;
    }
    virtual void visit(Immediate *imm)
    {
        if (imm != 0) isNop = false;
        foundImm = true;
    }
}

```

```

    virtual void visit(RegisterAST *)
    {
        foundReg = true;
    }
    virtual void visit(Dereference *)
    {
        isNop = false;
    }
};

```

3.7 Result Class

A **Result** object represents a value computed by an **Expression** AST.

The **Result** class is a tagged-union representation of the results that Expressions can produce. It includes 8, 16, 32, 48, and 64 bit integers (signed and unsigned), bit values, and single and double precision floating point values. For each of these types, the value of a **Result** may be undefined, or it may be a value within the range of the type.

The **type** field is an enum that may contain any of the following values:

- **u8**: an unsigned 8-bit integer
- **s8**: a signed 8-bit integer
- **u16**: an unsigned 16-bit integer
- **s16**: a signed 16-bit integer
- **u32**: an unsigned 32-bit integer
- **s32**: a signed 32-bit integer
- **u48**: an unsigned 48-bit integer (IA32 pointers)
- **s48**: a signed 48-bit integer (IA32 pointers)
- **u64**: an unsigned 64-bit integer
- **s64**: a signed 64-bit integer
- **sp_float**: a single-precision float
- **dp_float**: a double-precision float
- **bit_flag**: a single bit (individual flags)
- **m512**: a 512-bit memory value
- **dbl128**: a 128-bit integer, which often contains packed floating point values - **m14**: a 14 byte memory value

Result (**Result_Type** t)

A **Result** may be constructed from a type without providing a value. This constructor creates a **Result** of type **t** with undefined contents.

```
Result (Result_Type t, T v)
```

A **Result** may be constructed from a type and any value convertible to the type that the tag represents. This constructor creates a **Result** of type **t** and contents **v** for any **v** that is implicitly convertible to type **t**. Attempting to construct a **Result** with a value that is incompatible with its type will result in a compile-time error.

```
bool operator== (const Result & o) const
```

Two **Results** are equal if any of the following hold:

- Both **Results** are of the same type and undefined
- Both **Results** are of the same type, defined, and have the same value

Otherwise, they are unequal (due to having different types, an undefined **Result** compared to a defined **Result**, or different values).

```
std::string format () const
```

Results are formatted as strings containing their contents, represented as hexadecimal. The type of the **Result** is not included in the output.

```
template <typename to_type>  
to_type convert() const
```

Converts the **Result** to the desired datatype. For example, to convert a **Result** **res** to a signed char, use **res.convert<char>()**; to convert it to an unsigned long, use **res.convert<unsigned long>()**.

```
int size () const
```

Returns the size of the contained type, in bytes.

3.8 RegisterAST Class

A **RegisterAST** object represents a register contained in an operand. As a **RegisterAST** is an **Expression**, it may contain the physical register's contents if they are known.

```
typedef dyn\_detail::boost::shared\_ptr<RegisterAST> Ptr
```

A type definition for a reference-counted pointer to a **RegisterAST**.

`RegisterAST (MachRegister r)`

Construct a register using the provided register object `r`. The `MachRegister` datatype is Dyninst's register representation and should not be constructed manually.

`void getChildren (vector< InstructionAST::Ptr > & children) const`

By definition, a `RegisterAST` object has no children. Since a `RegisterAST` has no children, the `children` parameter is unchanged by this method.

`void getUses (set< InstructionAST::Ptr > & uses)`

By definition, the use set of a `RegisterAST` object is itself. This `RegisterAST` will be inserted into `uses`.

`bool isUsed (InstructionAST::Ptr findMe) const`

`isUsed` returns `true` if `findMe` is a `RegisterAST` that represents the same register as this `RegisterAST`, and `false` otherwise.

`std::string format (formatStyle how = defaultStyle) const`

The `format` method on a `RegisterAST` object returns the name associated with its ID.

`RegisterAST makePC (Dyninst::Architecture arch) [static]`

Utility function to get a `Register` object that represents the program counter. `makePC` is provided to support platform-independent control flow analysis.

`bool operator< (const RegisterAST & rhs) const`

We define a partial ordering on registers by their register number so that they may be placed into sets or other sorted containers.

`MachRegister getID () const`

The `getID` function returns underlying register represented by this AST.

`RegisterAST::Ptr promote (const InstructionAST::Ptr reg) [static]`

Utility function to hide aliasing complexity on platforms (IA-32) that allow addressing part or all of a register

3.9 Immediate Class

The Immediate class represents an immediate value in an operand.

Since an Immediate represents a constant value, the `setValue` and `clearValue` interface are disabled on Immediate objects. If an immediate value is being modified, a new Immediate object should be created to represent the new value.

```
virtual bool isUsed(InstructionAST::Ptr findMe) const
```

```
void getChildren(vector<InstructionAST::Ptr> &) const
```

By definition, an Immediate has no children.

```
void getUses(set<InstructionAST::Ptr> &)
```

By definition, an Immediate uses no registers.

```
bool isUsed(InstructionAPI::Ptr findMe) const
```

`isUsed`, when called on an Immediate, will return true if `findMe` represents an Immediate with the same value. While this convention may seem arbitrary, it allows `isUsed` to follow a natural rule: an `InstructionAST` is used by another `InstructionAST` if and only if the first `InstructionAST` is a subtree of the second one.

3.10 BinaryFunction Class

A `BinaryFunction` object represents a function that can combine two `Expressions` and produce another `ValueComputation`.

For the purposes of representing a single operand of an instruction, the `BinaryFunctions` of interest are addition and multiplication of integer values; this allows an `Expression` to represent all addressing modes on the architectures currently supported by the Instruction API.

```
BinaryFunction(Expression::Ptr arg1,  
               Expression::Ptr arg2,  
               Result_Type result_type,  
               funcT:Ptr func)
```

The constructor for a `BinaryFunction` may take a reference-counted pointer or a plain C++ pointer to each of the child `Expressions` that represent its arguments. Since the reference-counted implementation requires explicit construction, we provide overloads for all four combinations of

plain and reference-counted pointers. Note that regardless of which constructor is used, the pointers `arg1` and `arg2` become owned by the `BinaryFunction` being constructed, and should not be deleted. They will be cleaned up when the `BinaryFunction` object is destroyed.

The `func` parameter is a binary functor on two `Results`. It should be derived from `funcT`. `addResult` and `multResult`, which respectively add and multiply two `Results`, are provided as part of the `InstructionAPI`, as they are necessary for representing address calculations. Other `funcTs` may be implemented by the user if desired. `funcTs` have names associated with them for output and debugging purposes. The addition and multiplication functors provided with the `Instruction API` are named `"+"` and `"*"`, respectively.

```
const Result & eval () const
```

The `BinaryFunction` version of `eval` allows the `eval` mechanism to handle complex addressing modes. Like all of the `ValueComputation` implementations, a `BinaryFunction`'s `eval` will return the result of evaluating the expression it represents if possible, or an empty `Result` otherwise. A `BinaryFunction` may have arguments that can be evaluated, or arguments that cannot. Additionally, it may have a real function pointer, or it may have a null function pointer. If the arguments can be evaluated and the function pointer is real, a result other than an empty `Result` is guaranteed to be returned. This result is cached after its initial calculation; the caching mechanism also allows outside information to override the results of the `BinaryFunction`'s internal computation. If the cached result exists, it is guaranteed to be returned even if the arguments or the function are not evaluable.

```
void getChildren (vector< InstructionAST::Ptr > & children) const
```

The children of a `BinaryFunction` are its two arguments. Appends the children of this `BinaryFunction` to `children`.

```
void getUses (set< InstructionAST::Ptr > & uses)
```

The use set of a `BinaryFunction` is the union of the use sets of its children. Appends the use set of this `BinaryFunction` to `uses`.

```
bool isUsed (InstructionAST::Ptr findMe) const
```

`isUsed` returns `true` if `findMe` is an argument of this `BinaryFunction`, or if it is in the use set of either argument.

3.11 Dereference Class

A `Dereference` object is an `Expression` that dereferences another `ValueComputation`.

A **Dereference** contains an **Expression** representing an effective address computation. Its use set is the same as the use set of the **Expression** being dereferenced.

It is not possible, given the information in a single instruction, to evaluate the result of a dereference. **eval** may still be called on an **Expression** that includes dereferences, but the expected use case is as follows:

- Determine the address being used in a dereference via the **eval** mechanism
- Perform analysis to determine the contents of that address
- If necessary, fill in the **Dereference** node with the contents of that address, using **setValue**

The type associated with a **Dereference** node will be the type of the value *read from memory*, not the type used for the address computation. Two **Dereferences** that access the same address but interpret the contents of that memory as different types will produce different values. The children of a **Dereference** at a given address are identical, regardless of the type of dereference being performed at that address. For example, the **Expression** shown in Figure 6 could have its root **Dereference**, which interprets the memory being dereferenced as a unsigned 16-bit integer, replaced with a **Dereference** that interprets the memory being dereferenced as any other type. The remainder of the **Expression** tree would, however, remain unchanged.

Dereference (**Expression::Ptr** addr, **Result_Type** result_type)

A **Dereference** is constructed from an **Expression** pointer (raw or shared) representing the address to be dereferenced and a type indicating how the memory at the address in question is to be interpreted.

virtual void getChildren (**vector**< **InstructionAST::Ptr** > & children) **const**

A **Dereference** has one child, which represents the address being dereferenced. Appends the child of this **Dereference** to **children**.

virtual void getUses (**set**< **InstructionAST::Ptr** > & uses)

The use set of a **Dereference** is the same as the use set of its children. The use set of this **Dereference** is inserted into **uses**.

virtual bool isUsed (**InstructionAST::Ptr** findMe) **const**

An **InstructionAST** is used by a **Dereference** if it is equivalent to the **Dereference** or it is used by the lone child of the **Dereference**

3.12 InstructionDecoder Class

The `InstructionDecoder` class decodes instructions, given a buffer of bytes and a length, and constructs an `Instruction`.

```
InstructionDecoder(const unsigned char *buffer, size_t size,  
                  Architecture arch)  
InstructionDecoder(const void *buffer, size_t size,  
                  Architecture arch)
```

Construct an `InstructionDecoder` over the provided `buffer` and `size`. We consider the buffer to contain instructions from the provided `arch`, which must be from the set `{Arch_x86, Arch_x86_64, Arch_ppc32, Arch_ppc64}`.

```
Instruction::Ptr decode();
```

Decode the next address in the buffer provided at construction time, returning either an instruction pointer or `NULL` if the buffer contains no undecoded instructions.